OREGON STATE HIGHWAY DEPARTMENT

WEST UNIT STANFIELD JCT-PENDLETON SECTION

130 Ft. MEDIAN

OLD OREGON TRAIL HIGHWAY
UMATILLA COUNTY

Datum: U.S.C. & G.S. 1947 Adj
Scale 1" = 100'
Thomas Brodd

Bearings: Ore. Coord System North Zone
October 1963
Resident Engineer

NOTE: SEE "AS CONSTRUCTED" FEDERAL AID PLANS FOR CONSTRUCTION DETAILS AND BENCH MARK DATA.

3-11-69

AS CONSTRUCTED
RESIDENT ENGINEER

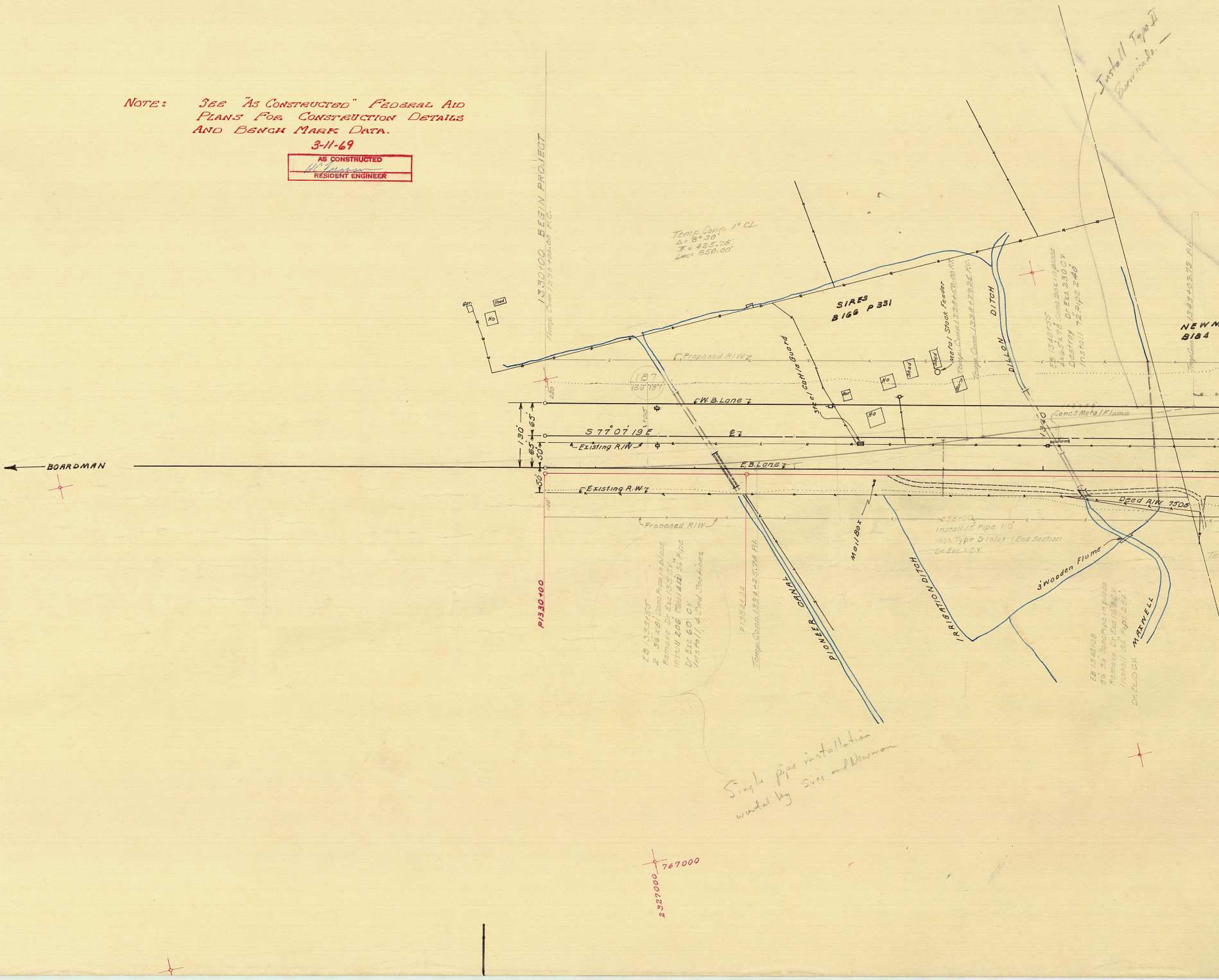
Install Type II Barricade.
1330+00 BEGIN PROJECT
Temp. Conn. 1330+00.00 P.C.
Temp. Conn. 1° CL.
Δ = 8°30'
T = 425.78'
Lmc = 650.00'
Gar.
Shed
Ho
SIRES
B166 P331
NEWM
B184
Proposed R/W
187
186 187
220
W.B. Lane
S 77°07'19"E
℄
Existing R/W
E.B. Lane
Existing R.W.
Proposed R/W
130'
65'
65'
50'
50'
100'
105
BOARDMAN
steel Cattle Guard
Bar
Ho
Shed
Shed
Barn
Metal Stock Feeder
Temp. Conn. 1338+50.00 P.T.
Temp. Conn. 1338+77.95 P.C.
DILLON DITCH
EB 1340+55
4x6.5x78 Conc. Box in place
Destroy Dr. Exc. 230 C.Y.
Install 72" Pipe 240'
1343+03.73 P.I.
Temp. Conn.
1340
Conc. & Metal Flume
Deed R/W 7508
1338+00
Install 15" Pipe 110'
Inst. Type D Inlet 1 End Section
Dr. Exc. 1 C.Y.
3' Wooden Flume
MAXWELL
EB 1342+28
86 36" Conc. Pipe in place
Remove Dr. Exc. 163 C.Y.
Install 36" Pipe 234'
Dr. Ex. 10 C.Y.
IRRIGATION DITCH
Mail Box
PIONEER CANAL
EB 1333+55
2 36"x 81' Conc. Pipe in place
Remove Dr. Exc. 135 C.Y.
Install 206' (Total 412) 36" Pipe
Dr. Exc. 60 C.Y.
Install 4 End Sections
P1334+04
Temp. Conn. 1334+25.78 P.I.
P1330+00
Single pipe installation wanted by Sires and Newman
767000
2327000

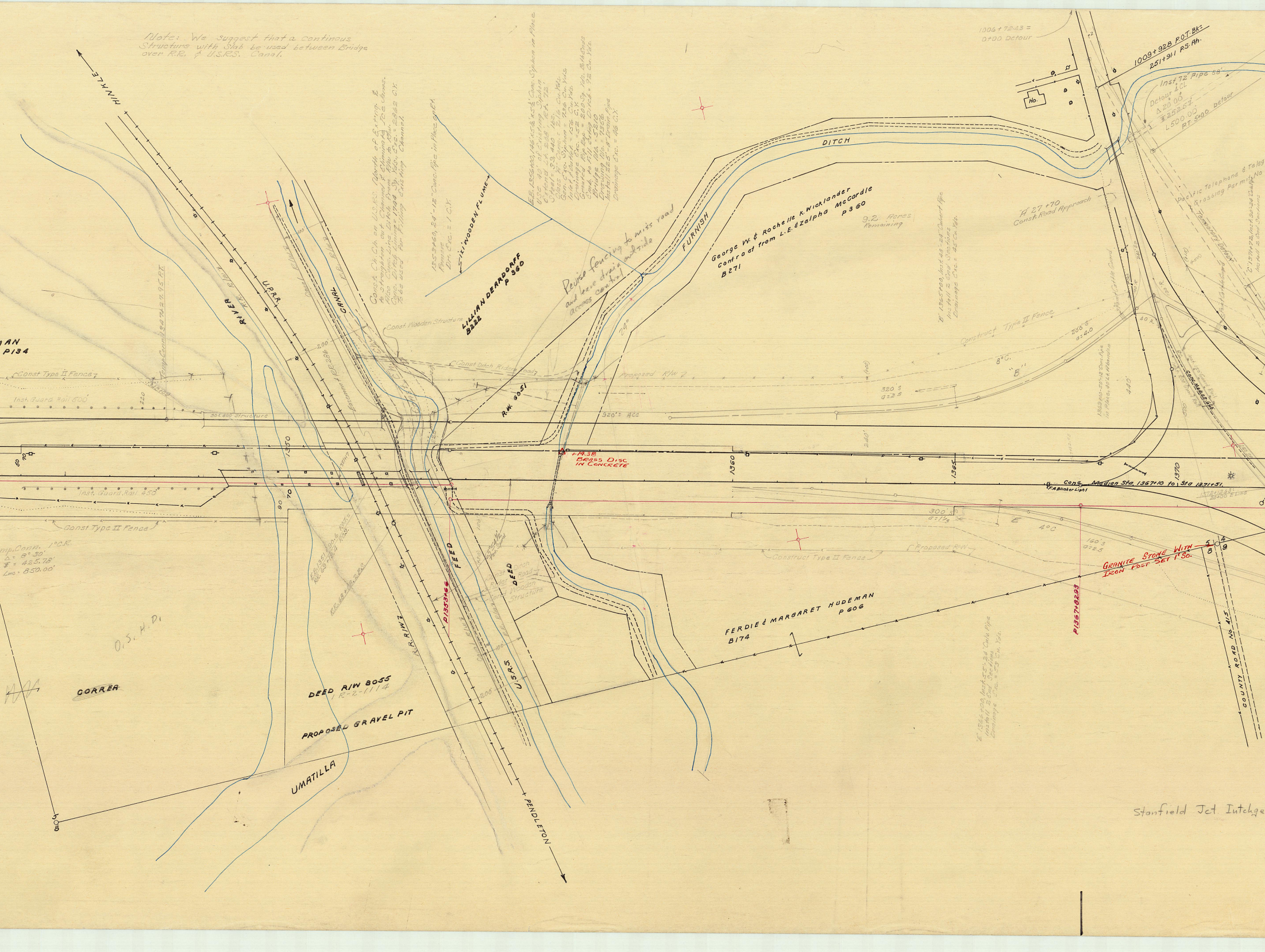
Note: We suggest that a continous Structure with Slab be used between Bridge over R.R. & U.S.R.S. Canal.
HINKLE
PENDLETON
RIVER
UMATILLA
U.P.R.R.
R.R. R/W
R.R. R/W 2
CANAL
FEED
U.S.R.S.
DEED
Canal R/W
Easement R.R. 286
Const. Ch. Ch. on U.S.R.S. North of Exting. & to straighten out Channel & Eliminate Ice Jams. Also Conc. Line Ditch from R/W to R/W. Conc. Ditch Lining = 1744 Sq. Yds., Exc. = 2862 C.Y. To be used for Filling Existing Channel.
1353+60, 24'-12" Conc. Pipe in Place on Rt. Remove Dr. Exc. = 1 C.Y.
5'x1' WOODEN FLUME
LILLIAN DEARDORFF P 360 B222
E.B. 1356+00, 146'x5½'x5½' Conc. Siphon in Place Use 40' of Existing Siphon Extend Lt. 208', Rt. 72' Steel = 39,440 lbs. Class "A" Conc. = 216 Cu. Yds. Gen. Exc. Siphon = 736 Cu. Yds. Inlet & Outlet = 156 Cu. Yds. Drainage Exc. = 52 C.Y. Grouted Rip Rap = 200 Sq. Yds. Both Ends Emb. to Fill Exting Ditch = 92 Cu. Yds. Bridge Rdo. = 5210 Drawing Rdo. = 7356 Install 225'-8" Drain Pipe Drainage Exc. = 46 C.Y.
Revise fencing to miss road and leave drain outside access control
Const. Wooden Structure
Const. Ditch Rider Road
Proposed R/W
R.W. 6051
24°
FURNISH
DITCH
George W. & Rochelle K. Wicklander Contract from L.E. & Zelpha McCardle P 360 B271
9.2 Acres Remaining
"A" 27+70 Const. Road Approach
"B" 1365+00, Inst. 48'-24" Culvert Pipe Install 2 End Sections Drainage Exc. = 45 Cu. Yds.
1006+72.43 = 0+00 Detour
1009+92.8 P.O.T. Bk = 251+91.1 P.S. Ah.
Ho.
Inst. 72" Pipe 58'
Detour ℄ CL Δ 20°00' T 252.57' L 500.00' P.T. 5+00 Detour
Pacific Telephone & Telegraph Crossing Permit No
Temporary Detour
"C" 1371+72, Inst. 90'-24" Culv. Pipe Install 2 End Sections
Paint Cattle Guard
Construct Type II Fence
266' S G = 4.0
8°C.
"B"
320' S G = 2.5
920' ± Acc
240'
440'
1369+10-50'-12" Conc. Pipe in Place, 40' Lt. Abandon
Conc. Median Glo.
Inst. 150' Guard Rail
40 R
100' R
1360
1365
1370
Conc. Median Sta. 1367+10 to Sta 1371+51.
F.A. Blinker Light
1372+12.63 = 20+00 E Line
+14.38 BRASS DISC IN CONCRETE
AN P134
Const Type II Fence
Temp. Conn. 1347+127.95 P.T.
Inst. Guard Rail 500'
Inst. Guard Rail 450'
30x400 Structure
200'
220
1350
90
70
Temp. Conn. 1° C.R. Δ = 8°30' T = 425.78' Lmc = 850.00'
E.B. 1351+90.6 P.O.T. = R.R. 69+12.4 P.O.S.
R.R. 68+62.3 B.S.
P1353+66
Const. Ditch Rider Road
Const. Wooden Structure
300' S G = 1½
"E"
4°C
160' S G = 2.5
Proposed R/W
Construct Type II Fence
GRANITE STONE WITH IRON POST SET 1" SO.
5 4 8 9
P1367+82.93
FERDIE & MARGARET HUDEMAN P 606 B174
"E" 1366+00, Inst. 55'-24" Culv. Pipe Install 2 End Sections Drainage Exc. = 53 Cu. Yds.
COUNTY ROAD No. 415
O.S.H.D.
CORRER
DEED R/W 8055 1 R-2-1114
PROPOSED GRAVEL PIT
5 8
Stanfield Jct Intchge

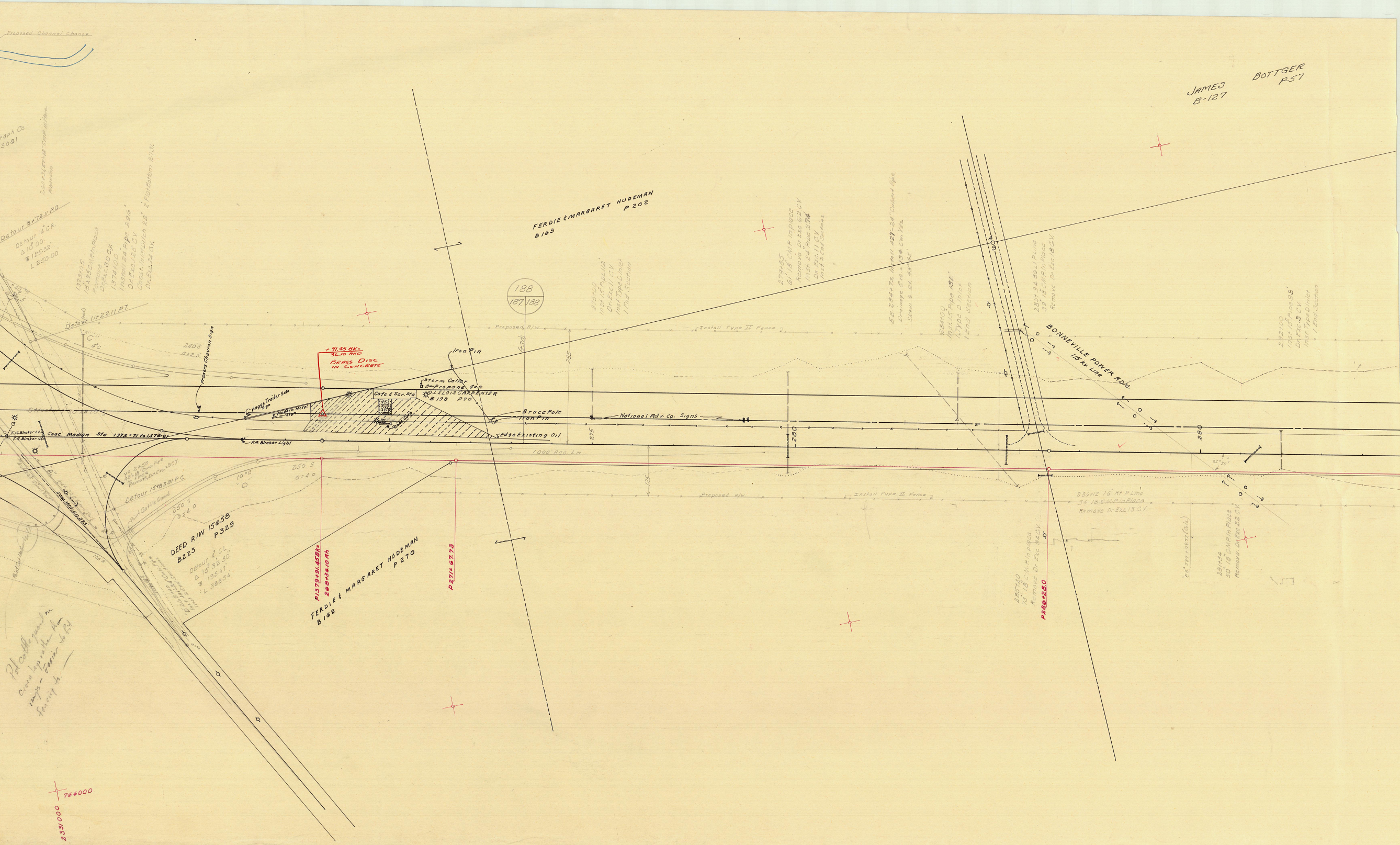
Proposed Channel Change
JAMES BOTTGER
B-127 P57
raph Co
3081
260+34.57-18" CMP in Place
Abandon
Detour 8+72.11 PC
Detour 4° C.R.
Δ10°00'
T 125.32'
L 250.00'
1373+05
18"x73' C.M.P. In Place
Remove
Dr. Exc. 30 C.Y.
1374+00
Install 24" Pipe 296'
Dr. Exc. 125 C.Y.
Const. Inlet Ditch 28' 2' Flat Bottom 2:1 S.
Dr. Exc. 24 C.Y.
FERDIE & MARGARET HUDEMAN
B163 P202
188
187 188
275+00
Inst 15" Pipe 112
Dr. Exc. 11 C.Y.
Inst Type D Inlet
1 End Section
279+85
61' 18" CMP Inplace
Remove Dr Exc 62 C.Y.
Inst 24" Pipe 274'
Dr. Exc. 11 C.Y.
Inst 2 End Sections
E.B. 284+73 Install 427'-24" Culvert Pipe
Drainage Exc. = 134 Cu. Yds.
Skew ¢ Rt. 48°45'
284+00
Inst 15" Pipe 131'
1 Type D Inlet
1 End Section
285+94 86 Lt P Line
39' 18" CMP In Place
Remove Dr Exc 18 C.Y.
4
9
BONNEVILLE POWER ADM.
115 kv. Line
292+00
Inst 15" Pipe 93'
Dr. Exc. 3 C.Y.
Inst Type D Inlet
1 End Section
Detour 11+22.11 PT
240' S
Q=2.5
C
6° C
Proposed R/W
Install Type II Fence
Frasers Chevron Sign
Structure 30'x310'
285'
Haggs Trailer Sale Sign
Modern Motel Sign
+91.45 BK= 36.10 AHD
BRASS DISC IN CONCRETE
Cafe & Ser. Sta
Storm Cellar
Propane Gas
O.L. & LOIS CARPENTER
B198 P70
Conc Curb
Iron Pin
(±30)
285
Brace Pole
Iron Pin
National Adv. Co. Signs
Edge Existing Oil
275
280
290
F.A. Blinker E.E.W.
F.R. Blinker N.E.S.
Conc. Median Sta 1372+71 to 1378+01
F.A. Blinker Light
1000' Acc. Ln
125
35°25'
"B"
Inst 225' Guard Rail
Conc. Median 373'
V2 2+50
48'-18" Conc. Pipe In Place
Remove Dr. Exc. 9 C.Y.
15
Detour 15+83.91 PC
10° C
"D"
250' S
Q=4.0
Paint Cattle Guard
40' R
100' R
DEED R/W 15658
B223 P329
Detour 4° CL
Δ 15°32'30"
T 195.47'
L 388.54'
Paint Cattle Guard
P1379+91.45 BK= 268+36.10 Ah
FERDIE & MARGARET HUDEMAN
B162 P270
P271+67.73
286+12 16' Rt P Line
34' 18" C.M.P. In Place
Remove Dr Exc 13 C.Y.
285+20
73' 18" C.M.P. In place
Remove Dr Exc 94 C.Y.
P286+28.0
E 6" 289+78.72 (Calc.)
291+34
50' 18" C.M.P. In Place
Remove Dr Exc 22 C.Y.
Put cattle guard on cross separation than ramps - Easier to fit fencing to.
766000
2331000